



## **SPECIFICATION GUIDE FOR CD & DOCUMENTATION PRINT**

### **PREPRESS CHECKLIST**

To ensure that your files are output correctly, we have developed the following list of requirements. If you have any questions regarding these requirements, please contact us at (353) 061 225677 or e-mail [enquiries@dutec.ie](mailto:enquiries@dutec.ie)  
We can accept the following media: email (2MB Limit), FTP Site or CD. Please do not try to email any files greater than 2MB.

**IMPORTANT! A hard copy and trial separation or soft copy PDF should accompany every file to be output!**

#### **In Your Layout Program Please:**

Make sure all fonts (screen & printer fonts) are included with the file. If you have any placed images that contain fonts please include those as well or change them to outlines.

Please be aware that any imbedded placed images in your illustration program will not collect for output in your layout program and must be collected manually (i.e., An Illustrator \*.eps with a placed PhotoShop image).

All images **must** be embedded in illustrator file.

All artwork to be saved as Illustrator 9.0 EPS.

All Tiffs must be in white boxes.

Delete all unused colors.

If spot color is used, screen angles must be specified.

Trapping must be set. Set black to overprint on any placed images from a vector based illustration program.

A minimum of 3mm bleed is required.

Crop marks and registration marks must be included in the file and must print on every plate.

**Note: Please ensure to create images in CMYK format and not RGB!**

### **PRINT PRODUCTION**

For Standard packaging, CD jewel-cases, Sleeves, Digipak, DVDigpak etc. supply artwork directly to us in the following formats.

#### **Accepted Mac Formats:**

QuarkXpress 5
Illustrator 10.0
PhotoShop 5.5
InDesign 2.2

**Note: All Associated Fonts and Images should be supplied. Mac based applications are preferred for all artwork design.**



**Accepted PC Formats:**

Illustrator 10.0
PhotoShop 5.5
InDesign 2.2

**Note: Please ensure that all fonts are outlined/embedded to ensure compatibility with Mac Adobe applications.**

**PREPARING YOUR ARTWORK**

**Die Lines** – All sleeve artwork must be prepared using a supplied die line. The die lines should be taken from the dimensions supplied by Dutec.

**CUSTOMER APPROVAL**

DuTec will prepare a final proof in pdf format for your approval prior to printing. All electronic files will be pre-flighted prior to printing your project.

**CD PACKAGING**

The package that houses your CD/DVD is commonly called the "sleeve". The sleeve serves two purposes. First, it protects the mechanics of the CD/DVD and second, it can convey a powerful message to your audience.

**CUSTOMER OPTIONS**

Standard Single Pocket sleeve style options are:

Side Loading, Internal Flaps (automatic packaging) (also top loading version)

Side Loading, External Flaps (automatic packaging) (also top loading version)

**SLEEVE SPECIFICATIONS**

Please provide electronic artwork. Pre-press charges are based on complexity of the artwork.

DuTec Media will prepare a final proof for your approval prior to printing. All electronic files will be pre-flighted prior to printing your project.

A laser proof and a hard copy listing of all files contained on the disk.

Call out any PMS colors and color breaks

**DIGITAL PRINT FOR CD LABEL & DOCUMENTATION PRINT**

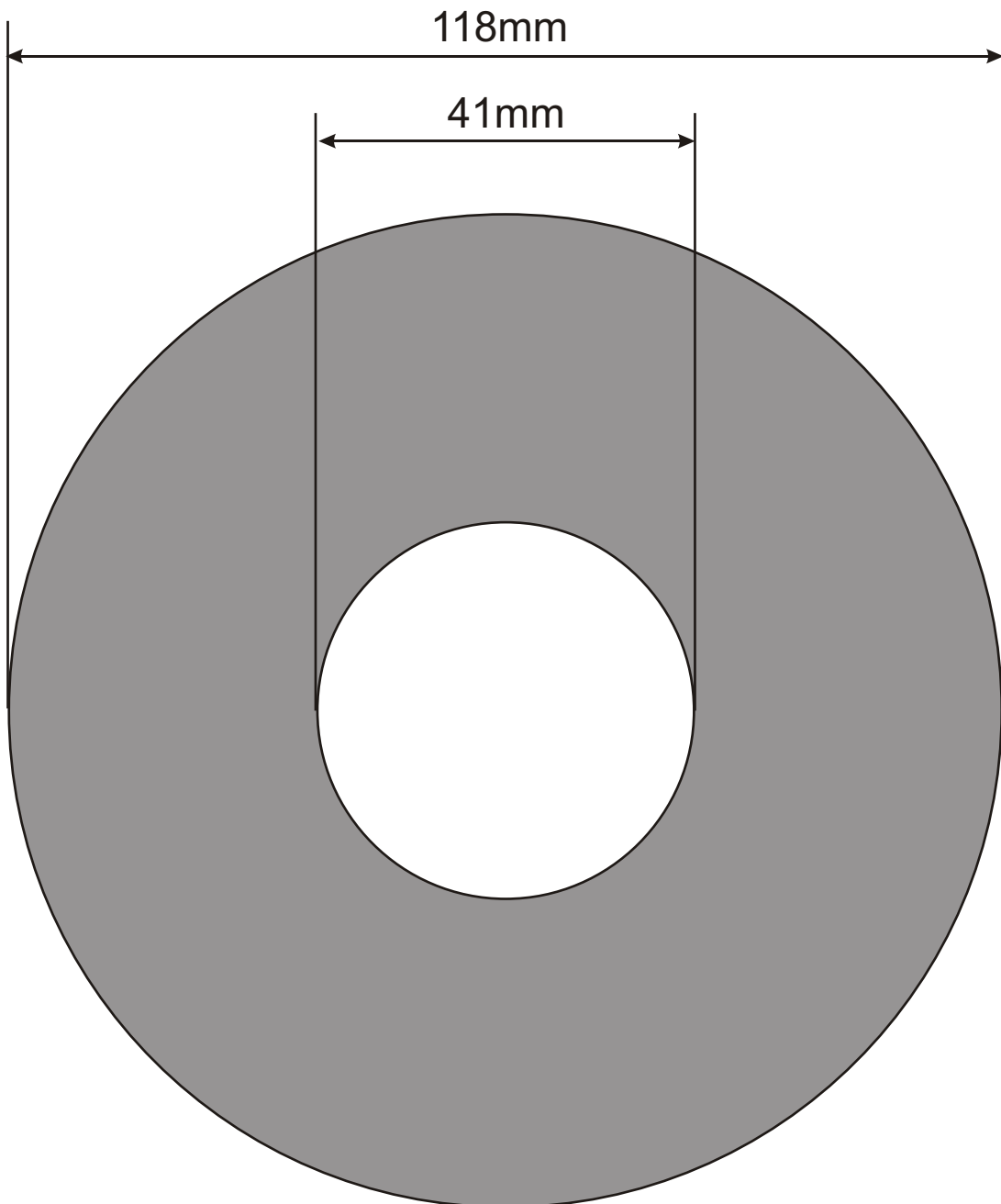
Dutec Also provide a digital print service which caters for lower quantity orders e.g. less than 500. Four colours are not necessary but are preferred. All accepted Mac and PC formats specified above can be used for digital print.

We also accept the following Hi-Res Formats:

Adobe Acrobat – PDF 600dpi
JPEG – 600dpi
Tiff – 600dpi



## Dutec Ltd. CD Label Artwork Specification For Ink Jet Printing

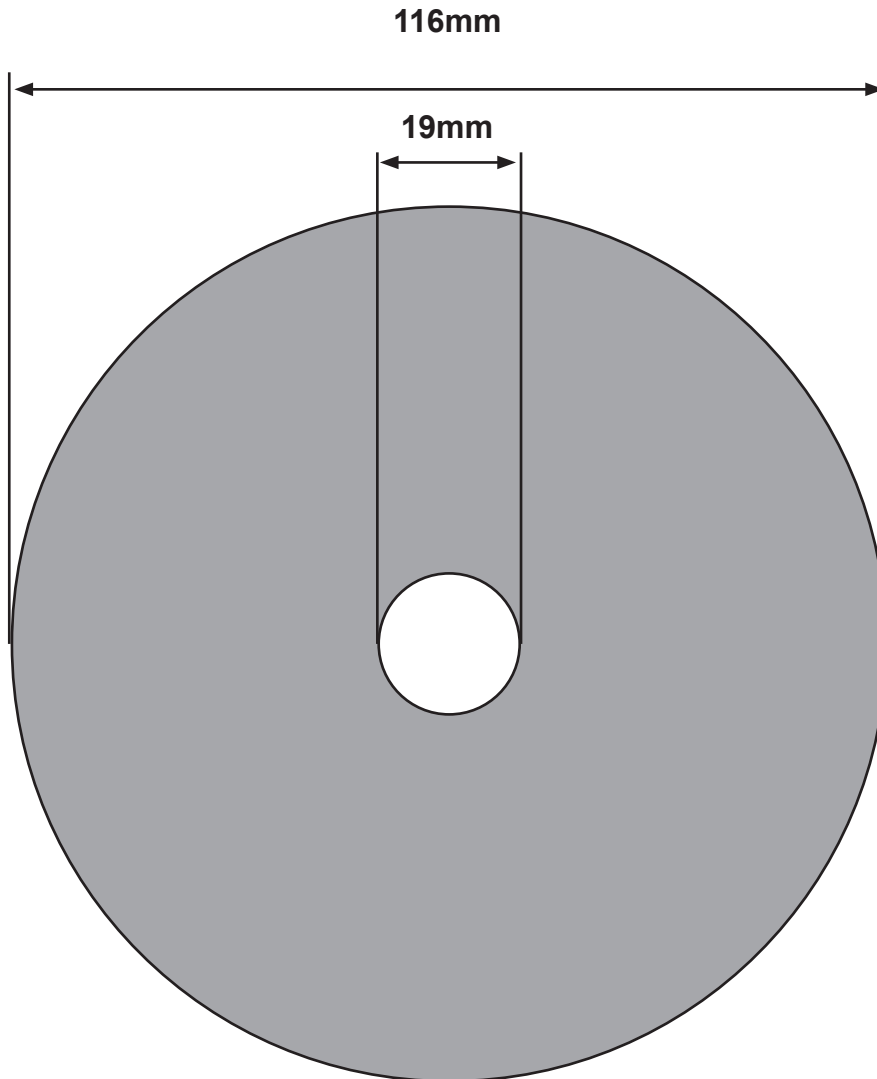


**Note: This diagram only shows dimensions for CD print area for Inkjet or Thermal Printing and not the CD Media size specification  
This is not an actual size template!**

■ **CD Print Area**



# Dutec Ltd. CD Label Artwork Specification For Silk Screen Printing

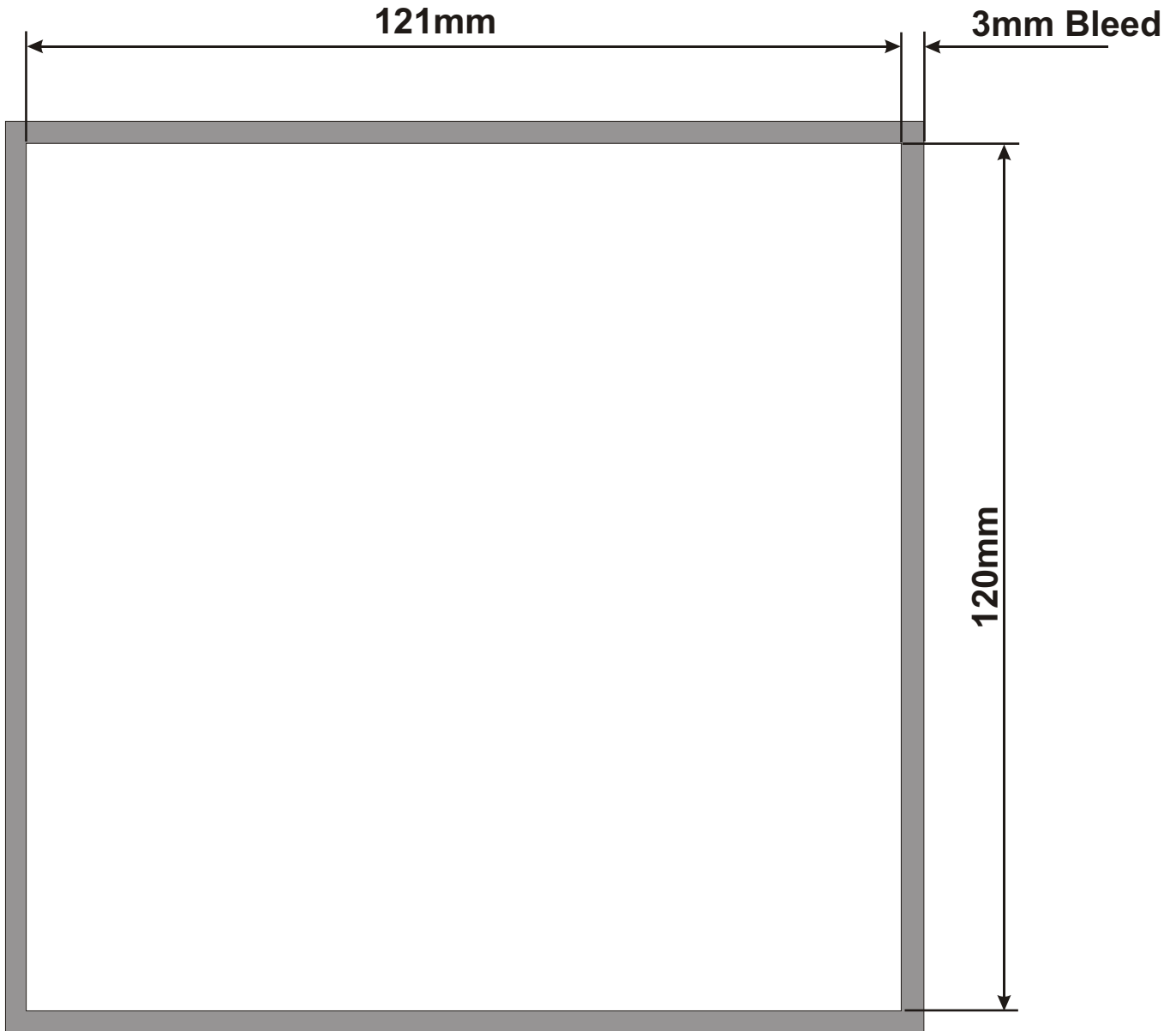


**Note: This diagram only shows dimensions for CD print area for Silk Screen Printing and NOT the CD Media size specification  
Please also note that this is NOT an actual size template!**

 CD Print Area



## Dutec Ltd. 2 Page Front Jewel Case Card



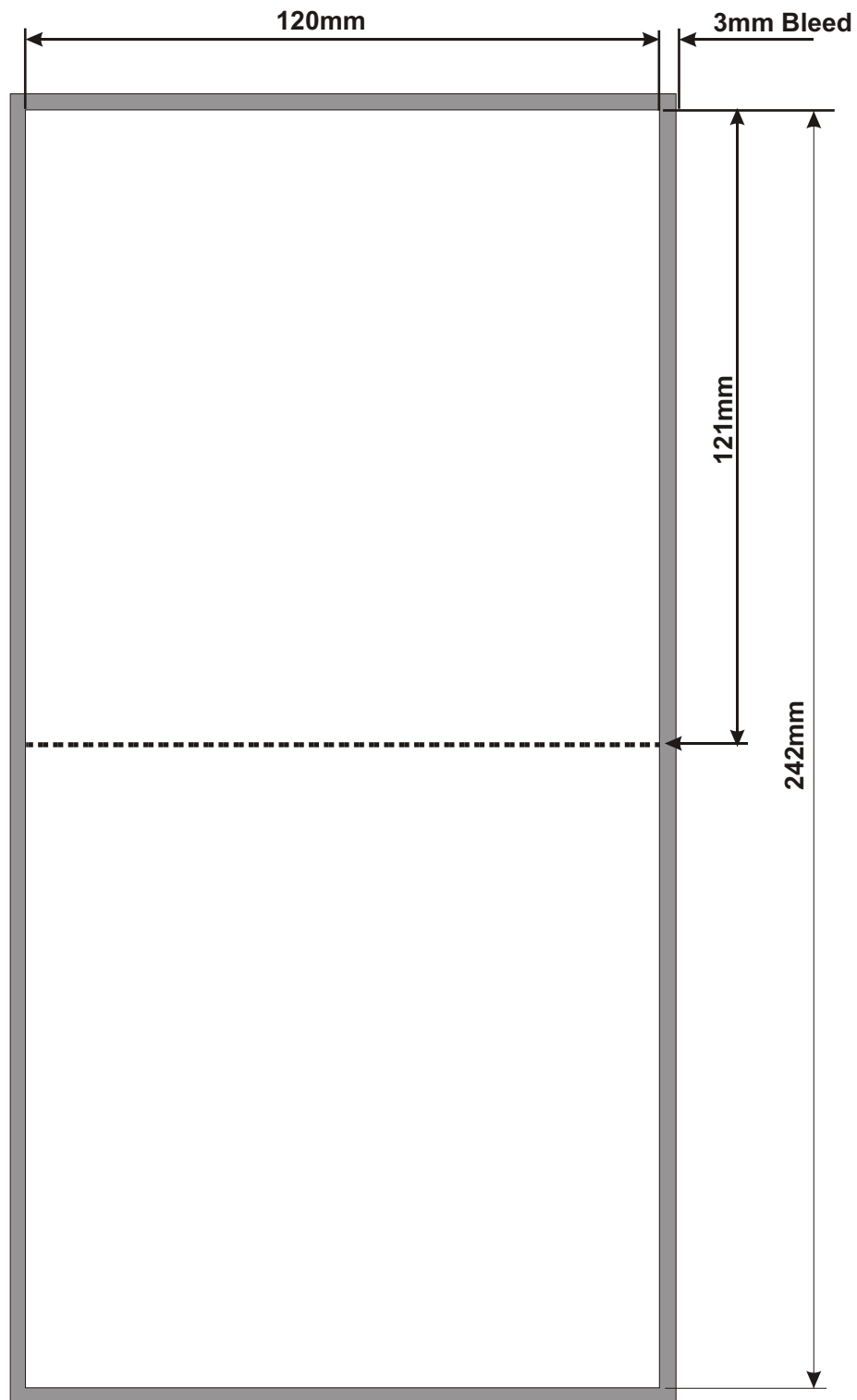
Paper : 170g

■ Bleed = 3mm

**Note: This diagram only shows dimensions for Printing Area.  
Please Also note that this is not an actual size template**



# Dutec Ltd. 4 - 12 Page Front Jewel Case Card

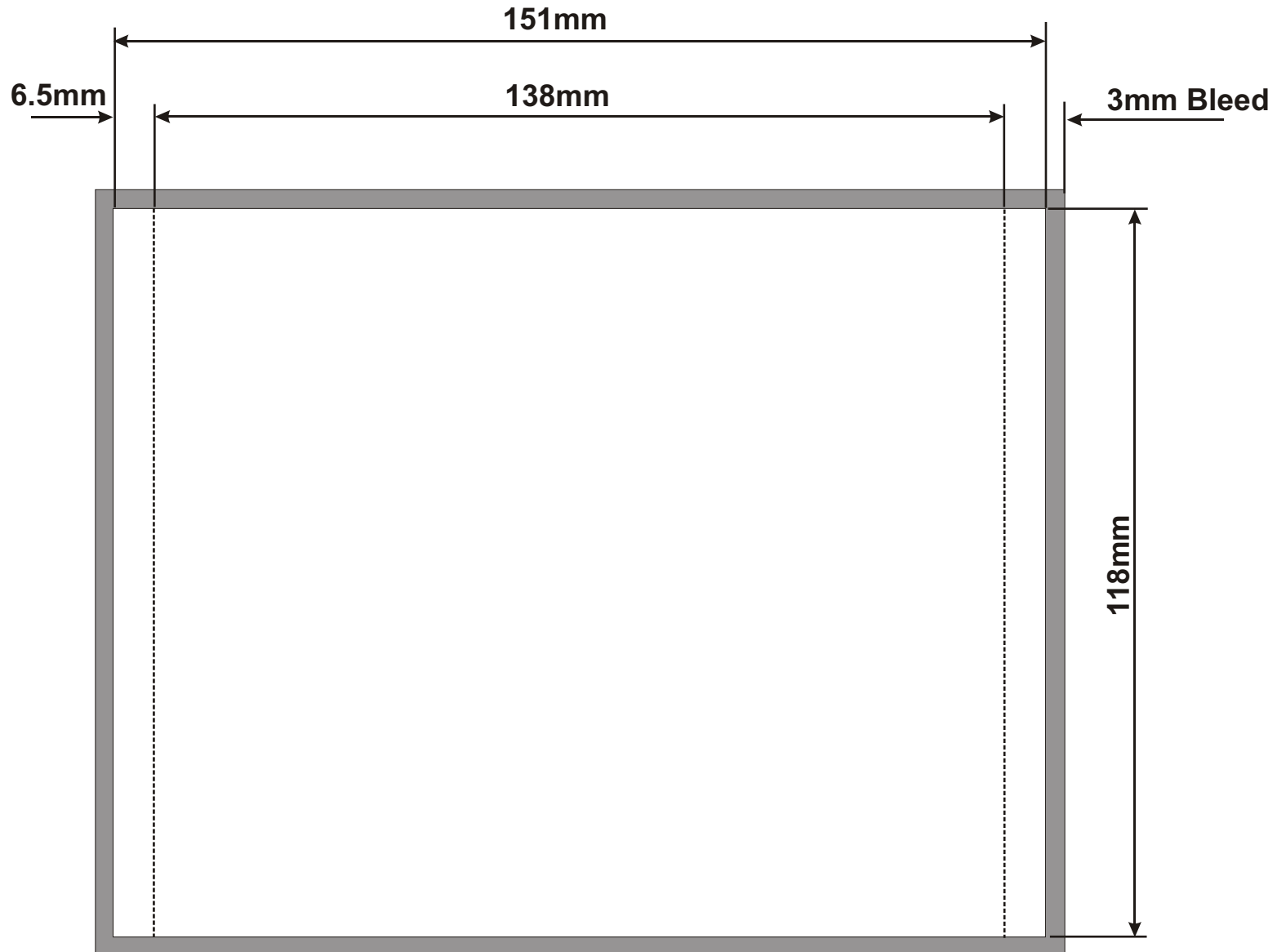


- Paper : 170g
- Bleed = 3mm
- ..... Fold Line

**Note: This diagram only shows dimensions for Printing Area. Please Also note that this is not an actual size template**



## Dutec Ltd. Jewel Case Back Inlay Card



Paper : 170g

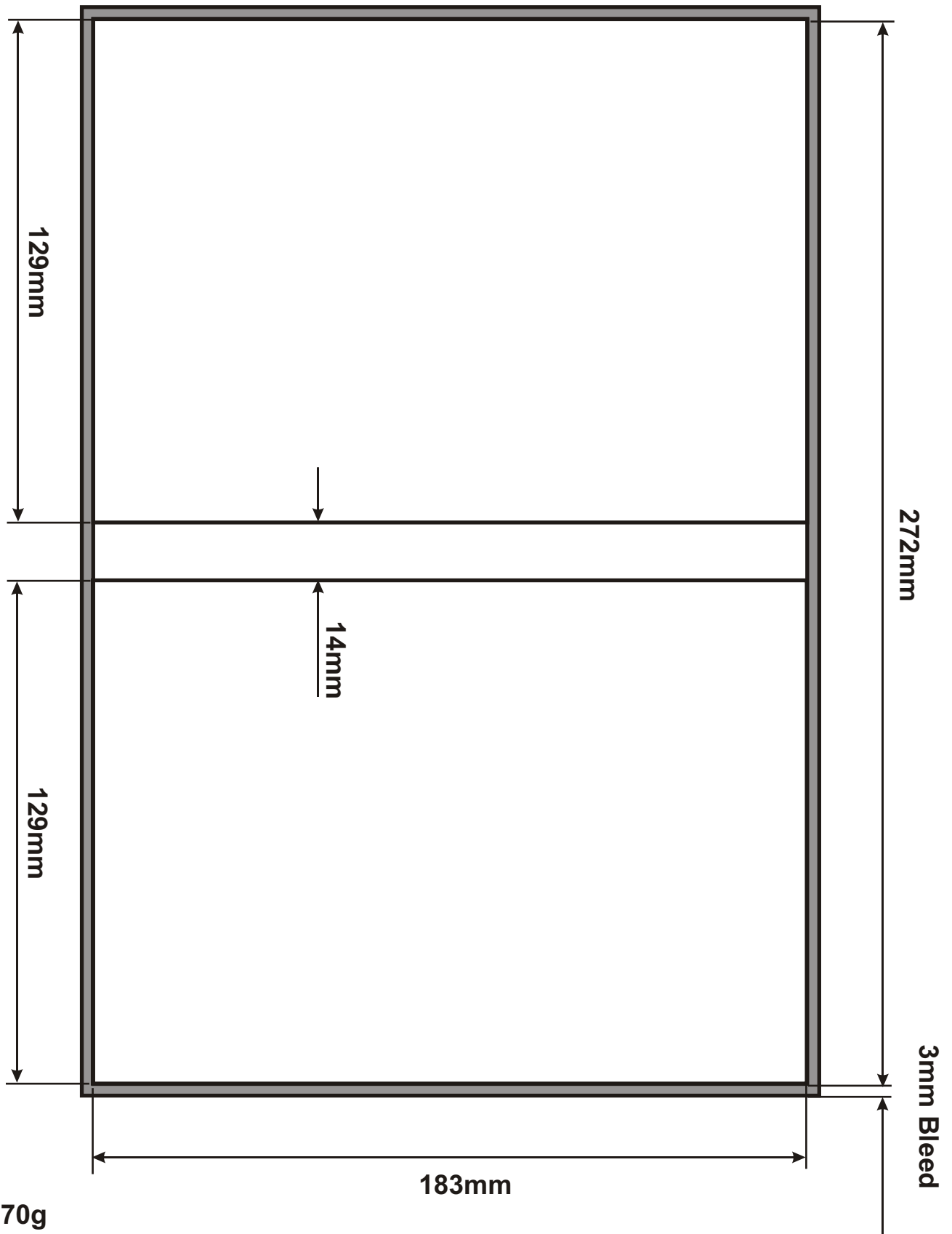
■ Bleed = 3mm

----- Perforation

**Note: This diagram only shows dimensions for Printing Area.  
Please Also note that this is not an actual size template**



# Dutec Ltd. DVD WRAP



Paper : 170g

■ Bleed = 3mm

Note: This diagram only shows dimensions for Printing Area.  
Please also note that this is not an actual size template.